

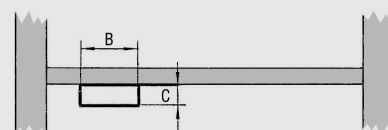
LOADING SUPPORT TYPE VS



Loading support to facilitate loading and unloading articulated trucks up to 25 tons

- sturdy steel construction with one fork sleeve
- can easily be picked up and positioned accurately - no need for the operator to leave his seat
- high stability thanks to the relatively wide construction which has 4 feet under the base
- inclined anti-slip contact surface compensates different heights of trailers and prevents the trailer from tipping over or rolling away
- finish painted **RAL 3000**

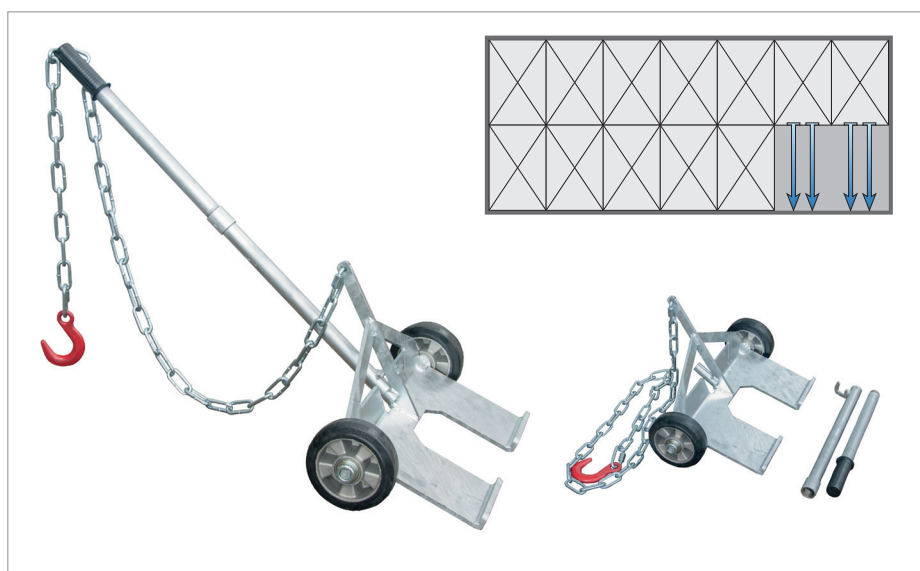
Fork sleeve inside dimensions in mm



	B	C
VS	180	60


	Dimensions (l x w x h) in mm	Load capacity in kg	Weight in kg
VS	1600 x 1200 x 950-1200	15000	170

TWO-WHEELED PALLET PICKER TYPE PZ



Helps save valuable time unloading pallets from a truck

- used to draw forward pallets that the forklift cannot reach
- easy to insert into the pallet; fast and safe
- sturdy construction made of galvanized steel
- additional painted finish on request
- requires small storage space; the handle (with grip) can be removed and disassembled
- finish **hot-dip galvanized**



Being inserted into the pallet



Drawing the pallet into the "front row" using a forklift truck

	Dimensions (l x w) in mm	Transport Dimensions (l x w x h) in mm	Towing Capacity in kg	Length of Chain in mm	Weight in kg
PZ	1170 x 610	540 x 630 x 225	1000	1820	17

TYRE FITTING EQUIPMENT TYPE RM



Easy tyre fitting for trucks, buses and forklift trucks

- enormous time saving
- adjustable rotating pick-up
- no damage to wheel nuts
- length of the handle can be adjusted
- finish: painted **RAL 5012**

	Dimensions (l x w x h) in mm	Load capacity in kg	Weight in kg
RM	1050 x 730 x 770	210	17