


# TILTING CONTAINER TYPE RD



RD with dumping brake



RD with castors



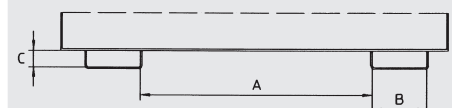
## Tilting Container with arched lid

- spring-loaded, watertight, galvanized arched lid with 2 handles
- sturdy frame, body with all-round reinforced edging
- can be emptied at any height by cable operated from the driver's seat
- can be secured to prevent slipping and unintentional emptying
- wheels can be fitted later

## Accessories

- 2 swivel + 2 fixed polyamide castors Ø 180 mm, one swivel castor with brake – construction height 225 mm
- welding, oil- and watertight
- adjustable dumping brake for type RD 1000
- trailer coupling and towing bar

Fork sleeve inside dimensions in mm



	A	B	C
RD 750	12	200	60
RD 1000	200	200	60

	Volume (approx.) in m <sup>3</sup>	Dimensions in mm (l x w x h)	Load capacity in kg	Weight in kg (painted/galv.)
RD 750	0,75	1750 x 755 x 1220	1000	210 / 231
RD 1000	1,00	1750 x 955 x 1220	1500	228 / 250

# TILTING CONTAINER TYPE DUO / TRIO



TRIO



DUO



TRIO

## The economic way to collect recycling materials or waste

- sturdy frame with fork sleeves
- body with all-round reinforced edging
- each compartment can be individually emptied
- can be secured to prevent slipping and unintentional emptying

## Types available

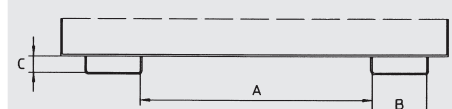
**DUO** container with 2 chambers à 0,9 m<sup>3</sup>

**TRIO** container with 3 chambers à 0,6 m<sup>3</sup>

## Accessories

- 2 swivel + 2 fixed polyamide castors Ø 180 mm, one swivel castor with brake – construction height 225 mm
- galvanized lid, can be opened from one side
- lettering

Fork sleeve inside dimensions in mm



	A	B	C
DUO/TRIO	600	200	60

	Volume (approx.) in m <sup>3</sup>	Dimensions in mm (l x w x h)	Load capacity in kg	Weight painted in kg
DUO	2 x 0,9	1665 x 1610 x 1000	1500	258
TRIO	3 x 0,6	1665 x 1675 x 1000	1500	305

Finish:

RAL 2000

RAL 3000

RAL 5012

RAL 6011

RAL 7005

hot-dip galvanized