


SNOWDOZERS TYPE SCH



SCH-G

These sturdy snowdozers are available in 4 types

- fast pick-up: insert forks
- can be secured to prevent slipping
- adjustable blade; 2 positions, to the right or left
- scraping edge screwed to the blade; quick change possible

Types available

- SCH-G** rubber scraping edge
- SCH-S** steel scraping edge
- SCH-V** polyurethane scraping edge
- SCH-F** spring-loaded scraping edge

Accessories


- hydraulic blade adjuster



SCH-G positioned to the right



SCH-G positioned to the left




hydraulic blade adjuster

	Blade width in mm	Clearing width adjustable in mm	Blade height in mm	Weight painted in kg			
				SCH-S	SCH-G	SCH-V	SCH-F
SCH 150	1500	1500/1300/1100	580*/620/720**	170	172	170	203
SCH 180	1800	1800/1600/1300	580*/620/720**	182	183	182	222
SCH 210	2100	2100/1800/1500	580*/620/720**	232	233	232	278
SCH 240	2400	2400/2100/1700	580*/620/720**	246	247	246	299

* steel scraping edge ** spring-loaded scraping edge

Fork sleeve inside dimensions in mm			
	A	B	C
SCH 150-180	417	165	60
SCH 210-240	416	220	78



Finish:

RAL 2000